



Cambrian Rally 2010

Saturday 16th October 2010

Final Award Winners




Pos	No.	Driver/Co-Driver	Class	Vehicle	Total Time	Diff. Leader	Overall Pos
Overall Awards							
1	2	Steve PEREZ/Paul SPOONER	WR1	Ford Focus WRC	0:45:06		1
2	1	Hugh HUNTER/Andy MARCHBANK	WR1	Ford Focus WRC 01	0:46:31	1:25	2
3	5	Alec ALLINGHAM/Mark GLENNERSTER	N4	Subaru Impreza	0:48:24	3:18	3
Award - Overall 1400cc Driver and Co-driver							
1	201	Matthew EDWARDS/Sam COLLIS	1.4S	MG ZR	0:49:20		9
Award - Overall Historic Driver and Co-driver							
1	355	Tim PEARCEY/Jamie EDWARDS	H3	Ford Escort	0:49:24		11
Class RF1.0							
1	224	Steven BROWN/Paul STRINGER	RF1.0	Nissan Micra	0:57:56		62
2	223	Mick SMITH/Paul OSMOND	RF1.0	Nissan Micra	0:58:01	0:05	63
3	221	Alistair SUTHERLAND/Gillian COTTON	RF1.0	Nissan Micra	0:58:23	0:27	64
Class RF1.4							
1	230	Chris HELLINGS/Mick FARMER	RF1.4	MG ZR	0:56:03		50
2	225	Nick CRISTOFARO/Emma MORRISON	RF1.4	Volkswagen Lupo	0:57:48	1:45	61
3	211	Rob NAVIN/Calvin HOULDSWORTH	RF1.4	Nissan Micra	0:58:57	2:54	67
Class 1.4L							
1	214	Harry PORTLOCK/John JARRETT	1.4L	Volkswagen Polo	0:55:49		47
2	213	Malcolm HAGUE/Dave READ	1.4L	Mazda 2	0:56:15	0:26	53
3	231	Gary WRIGHT/Glyn THOMAS	1.4L	MG ZR	0:59:55	4:06	75
Class 1.4C							
1	222	Jon MADOC-JONES/Tom BISHOP	1.4C	Vauxhall Corsa	0:56:13		52
2	238	Rob JONES/Ceri HUGHES	1.4C	BL Mini	0:57:44	1:31	60
3	247	Martin PENDLEBURY/Carl LUMB	1.4C	Ford Escort Mk1	1:14:59	18:46	96
Class 1.4S							
1	203	David BENNETT/Alistair McNEIL	1.4S	Vauxhall Corsa	0:50:58		19
2	205	Marcel FRELING/Karen ROBINSON	1.4S	MG ZR	0:53:59	3:01	34
3	216	Arwyn LLOYD-DAVIES/Aled PENNANT	1.4S	Vauxhall Nova	0:54:36	3:38	40
Class N3							
1	39	Matt BEEBE/Rich MILLS	N3	MG ZR 160	0:52:46		26
2	41	Tony JARDINE/Jake HUMPHREY	N3	Ford Fiesta ST150	0:54:51	2:05	41
3	38	Osian PRYCE/Iestyn WILLIAMS	N3	Ford Fiesta ST	0:55:57	3:11	48
Class N4							
1	9	Patrick NAYLOR/Ian A LAWRENCE	N4	Mitsubishi Lancer Evo IX	0:48:50		4
2	10	Tristan BAILEY/James HOW	N4	Mitsubishi Lancer Evo	0:48:59	0:09	6
3	17	Luke FRANCIS/John ROBERTS	N4	Mitsubishi Lancer Evo VIII	0:49:04	0:14	7
Class B10							
1	26	Julien FOUQUES/Robin HERNAMAN	B10	Citroën Saxo T4	0:50:54		17
2	48	Dale OWEN/Adam JEFFS	B10	Peugeot 206	0:54:16	3:22	35
3	50	Robert WHEELER/Chris WHEELER	B10	Volkswagen Golf	0:54:32	3:38	39
Class B11							
1	23	Peter ELKINS/Andrew JOLL	B11	Ford Escort	0:51:05		20
2	33	Alan McDOWALL/Gavin HESELTINE	B11	Opel Kadett	0:52:09	1:04	23
3	61	Dewi WILLIAMS/Aled EDWARDS	B11	Peugeot 205	0:53:02	1:57	28
Class B12							
1	22	Matthew ROBINSON/Darren BROWN	B12	Ford Escort	0:50:42		16

Issued at 20:20 on 16 October 2010

1

Results by Tynemouth Computer Services



Cambrian Rally 2010

Saturday 16th October 2010

Final Award Winners



Pos	No.	Driver/Co-Driver	Class	Vehicle	Total Time	Diff. Leader	Overall Pos
Class B12 (Continued)							
2	36	Alun ROBERTS/Peter JAMES	B12	Ford Escort Mk2	0:53:28	2:46	31
3	30	Vince BRISTOW/Tim SAYER	B12	BMW 328	0:54:17	3:35	36
Class B13							
1	18	James GRINT/Steve GREENHILL	B13	Mitsubishi Lancer Evo IV	0:48:51		5
2	12	Neville JONES/Ian CAPEWELL	B13	Subaru Impreza	0:49:31	0:40	13
3	24	Tony MACWHIRTER/Steve GREEN	B13	Mitsubishi Lancer Evo VII	0:56:23	7:32	54
Class WR1							
1	6	Peter EGERTON/Alun COOK	WR1	Hyundai Accent	0:49:24		10
2	32	Gary KENNA/Chris DAVIES	WR1	Subaru Impreza S9 WRC	0:50:18	0:54	15
3	4	Peter STEPHENSON/Jon DUNNING	WR1	Ford Focus WRC 06	0:51:54	2:30	21
Class H1							
1	301	Simon WALLIS/Graham WRIDE	H1	Ford Lotus-Cortina	0:53:46		32
2	302	Neil CALVERT/Captain THOMPSON	H1	Ford Lotus-Cortina Mk1	0:54:27	0:41	38
3	305	Clive KING/Bob WARD	H1	Austin Mini	0:56:00	2:14	49
Award - Historic H2/H3 Driver and Co-driver							
1	353	Paul GRIFFITHS/Kevin OWENS	H3	Ford Escort RS	0:50:11		14
2	351	David STOKES/Guy WEAVER	H2	Ford Escort RS	0:50:57	0:46	18
3	356	Simon TYSOE/Cliff SIMMONS	H3	Ford Escort	0:52:02	1:51	22
Award - Overall NWCC Driver - Albert Braid Trophy							
1	1	Hugh HUNTER	WR1	Ford Focus WRC 01	0:46:31		2
Award - Overall NWCC Co-driver - Andy Poppleton Memorial Trophy							
1	17	John ROBERTS	N4	Mitsubishi Lancer Evo VIII	0:49:04		7
Award - Overall ANWCC Championship Crew							
1	61	Dewi WILLIAMS/Aled EDWARDS	B11	Peugeot 205	0:53:02		28
Award - Overall WAMC Championship Crew							
1	5	Alec ALLINGHAM/Mark GLENNERSTER	N4	Subaru Impreza	0:48:24		3
Award - Ladies Crew							
		No finisher eligible					
Award - Mixed Crew							
1	28	Sara WILLIAMS/Andrew SANKEY	N4	Subaru Impreza	0:49:18		8
Award - Junior Crew (Under 25 years)							
1	52	Barry JONES/Chris WILLIAMS	B11	Ford Escort	0:54:24		37
Award - Driver under 25 years - John Philips Trophy							
1	18	James GRINT	B13	Mitsubishi Lancer Evo IV	0:48:51		5
Award - Best Resident of North Wales - Carl Poscha Award							
1	1	Hugh HUNTER	WR1	Ford Focus WRC 01	0:46:31		2
Award - Highest placed Silverstone Tyres Gold Star Driver - BTRDA Goblet							
1	2	Steve PEREZ	WR1	Ford Focus WRC	0:45:06		1
Award - Highest placed Silverstone Tyres Gold Star Co-driver - BTRDA Goblet							
1	2	Paul SPOONER	WR1	Ford Focus WRC	0:45:06		1
Award - Highest placed Silverstone Tyres Silver Star Driver - BTRDA Goblet							
1	23	Peter ELKINS	B11	Ford Escort	0:51:05		20




Cambrian Rally 2010

Saturday 16th October 2010

Final Award Winners



Pos	No.	Driver/Co-Driver	Class	Vehicle	Total Time	Diff. Leader	Overall Pos
Award - Highest placed Silverstone Tyres Silver Star Co-driver - BTRDA Goblet							
1	23	Andrew JOLL	B11	Ford Escort	0:51:05		20
Award - Millers Oils 1400cc Driver - BTRDA Goblet							
1	201	Matthew EDWARDS	1.4S	MG ZR	0:49:20		9
Award - Millers Oils 1400cc Co-driver - BTRDA Goblet							
1	201	Sam COLLIS	1.4S	MG ZR	0:49:20		9
Award - Highest placed 1400 Rally Club Crew							
		No finisher eligible					
Team Award							
1		NWCC Committee			3:07:49		
	17	Luke FRANCIS/John ROBERTS	N4	Mitsubishi Lancer Evo VIII	0:49:04		7
	246	Simon COTTON/Sasha HERIOT	RF1.0	Peugeot 205	1:05:58		87
	67	Dave V THOMAS/Neil THOMAS	B11	Peugeot 205 GTI	1:12:47		95





Cambrian Rally 2010

Saturday 16th October 2010

Final Results




Pos	No.	Driver/Co-driver	Class	Class Posn.	Vehicle	Stage Times	Penalties	Total Time	Diff. Leader
1	2	Steve PEREZ/Paul SPOONER	WR1	1	Ford Focus WRC	0:45:06		0:45:06	
2	1	Hugh HUNTER/Andy MARCHBANK	WR1	2	Ford Focus WRC 01	0:46:31		0:46:31	1:25
3	5	Alec ALLINGHAM/Mark GLENNERSTER	N4	1	Subaru Impreza	0:48:24		0:48:24	3:18
4	9	Patrick NAYLOR/Ian A LAWRENCE	N4	2	Mitsubishi Lancer Evo IX	0:48:50		0:48:50	3:44
5	18	James GRINT/Steve GREENHILL	B13	1	Mitsubishi Lancer Evo IV	0:48:51		0:48:51	3:45
6	10	Tristan BAILEY/James HOW	N4	3	Mitsubishi Lancer Evo	0:48:59		0:48:59	3:53
7	17	Luke FRANCIS/John ROBERTS	N4	4	Mitsubishi Lancer Evo VIII	0:49:04		0:49:04	3:58
8	28	Sara WILLIAMS/Andrew SANKEY	N4	5	Subaru Impreza	0:49:18		0:49:18	4:12
9	201	Matthew EDWARDS/Sam COLLIS	1.4S	1	MG ZR	0:49:20		0:49:20	4:14
10	6	Peter EGERTON/Alun COOK	WR1	3	Hyundai Accent	0:49:24		0:49:24	4:18
11	355	Tim PEARCEY/Jamie EDWARDS	H3	1	Ford Escort	0:49:24		0:49:24	4:18
12	11	Paul DAVY/Roger ALLAN	N4	6	Subaru Impreza	0:49:27		0:49:27	4:21
13	12	Neville JONES/Ian CAPEWELL	B13	2	Subaru Impreza	0:49:31		0:49:31	4:25
14	353	Paul GRIFFITHS/Kevin OWENS	H3	2	Ford Escort RS	0:50:11		0:50:11	5:05
15	32	Gary KENNA/Chris DAVIES	WR1	4	Subaru Impreza S9 WRC	0:50:18		0:50:18	5:12
16	22	Matthew ROBINSON/Darren BROWN	B12	1	Ford Escort	0:50:42		0:50:42	5:36
17	26	Julien FOUQUES/Robin HERNAMAN	B10	1	Citroën Saxo T4	0:50:54		0:50:54	5:48
18	351	David STOKES/Guy WEAVER	H2	1	Ford Escort RS	0:50:57		0:50:57	5:51
19	203	David BENNETT/Alistair McNEIL	1.4S	2	Vauxhall Corsa	0:50:58		0:50:58	5:52
20	23	Peter ELKINS/Andrew JOLL	B11	1	Ford Escort	0:51:05		0:51:05	5:59
21	4	Peter STEPHENSON/Jon DUNNING	WR1	5	Ford Focus WRC 06	0:51:54		0:51:54	6:48
22	356	Simon TYSOE/Cliff SIMMONS	H3	3	Ford Escort	0:52:02		0:52:02	6:56
23	33	Alan McDOWALL/Gavin HESELTINE	B11	2	Opel Kadett	0:52:09		0:52:09	7:03
24	15	Richard CEEN/John YOUNG	WR1	6	Ford Focus WRC 2000	0:52:10		0:52:10	7:04
25	358	Terry BROWN/Tomos WHITTLE	H3	4	Ford Escort	0:52:16		0:52:16	7:10
26	39	Matt BEEBE/Rich MILLS	N3	1	MG ZR 160	0:52:46		0:52:46	7:40
27	44	Glyn JARMAN/Jake CARLIN	N4	7	Subaru Impreza N10	0:52:55		0:52:55	7:49
28	61	Dewi WILLIAMS/Aled EDWARDS	B11	3	Peugeot 205	0:53:02		0:53:02	7:56
29	31	Jon BALLINGER/Jonny EVANS	B11	4	Opel Manta	0:53:04		0:53:04	7:58
30	362	David LLOYD-ROBERTS/Dei JONES	H3	5	Ford Escort	0:53:18		0:53:18	8:12
31	36	Alun ROBERTS/Peter JAMES	B12	2	Ford Escort Mk2	0:53:28		0:53:28	8:22
32	301	Simon WALLIS/Graham WRIDE	H1	1	Ford Lotus-Cortina	0:53:46		0:53:46	8:40
33	352	Connor CORKILL/Rob FAGG	H3	6	Ford Escort	0:53:47		0:53:47	8:41
34	205	Marcel FRELING/Karen ROBINSON	1.4S	3	MG ZR	0:53:59		0:53:59	8:53
35	48	Dale OWEN/Adam JEFFS	B10	2	Peugeot 206	0:54:16		0:54:16	9:10
36	30	Vince BRISTOW/Tim SAYER	B12	3	BMW 328	0:54:17		0:54:17	9:11
37	52	Barry JONES/Chris WILLIAMS	B11	5	Ford Escort	0:54:24		0:54:24	9:18
38	302	Neil CALVERT/Captain THOMPSON	H1	2	Ford Lotus-Cortina Mk1	0:54:27		0:54:27	9:21
39	50	Robert WHEELER/Chris WHEELER	B10	3	Volkswagen Golf	0:54:32		0:54:32	9:26
40	216	Arwyn LLOYD-DAVIES/Aled PENNANT	1.4S	4	Vauxhall Nova	0:54:36		0:54:36	9:30
41	41	Tony JARDINE/Jake HUMPHREY	N3	2	Ford Fiesta ST150	0:54:51		0:54:51	9:45
42	371	Arwel LLOYD-JONES/Jane EDGINGTON	H3	7	Ford Escort	0:54:55		0:54:55	9:49
43	245	Gareth WEBB/Rich JONES	1.4S	5	Vauxhall Nova	0:54:56		0:54:56	9:50
44	359	Ian RIX/Lee CARTER	H2	2	Ford Escort	0:55:09		0:55:09	10:03
45	63	Carwyn ELLIS/Llion WILLIAMS	B11	6	Ford Escort	0:55:16		0:55:16	10:10
46	217	Hefin LLOYD-DAVIES/Don JAMES	1.4S	6	Vauxhall Corsa	0:55:43		0:55:43	10:37
47	214	Harry PORTLOCK/John JARRETT	1.4L	1	Volkswagen Polo	0:55:49		0:55:49	10:43
48	38	Osian PRYCE/Iestyn WILLIAMS	N3	3	Ford Fiesta ST	0:55:57		0:55:57	10:51
49	305	Clive KING/Bob WARD	H1	3	Austin Mini	0:56:00		0:56:00	10:54
50	230	Chris HELTINGS/Mick FARMER	RF1.4	1	MG ZR	0:56:03		0:56:03	10:57
51	366	Tim PHELPS/Elwyn MANUEL	H2	3	Ford Escort RS	0:56:08		0:56:08	11:02
52	222	Jon MADOC-JONES/Tom BISHOP	1.4C	1	Vauxhall Corsa	0:56:13		0:56:13	11:07
53	213	Malcolm HAGUE/Dave READ	1.4L	2	Mazda 2	0:56:15		0:56:15	11:09

Issued at 20:20 on 16 October 2010

4

Results by Tynemouth Computer Services



Cambrian Rally 2010

Saturday 16th October 2010

Final Results



Pos	No.	Driver/Co-driver	Class	Class Posn.	Vehicle	Stage Times	Penalties	Total Time	Diff. Leader
54	24	Tony MACWHIRTER/Steve GREEN	B13	3	Mitsubishi Lancer Evo VII	0:56:23		0:56:23	11:17
55	215	Dominic SCOTT/Jon SCOTT	1.4S	7	Peugeot 106S	0:56:34		0:56:34	11:28
56	47	John TAYLOR/Ian JONES	B11	7	Ford Escort	0:56:34		0:56:34	11:28
57	46	Alex PARPOTTAS/John CONNOR	B10	4	Suzuki Swift	0:56:38		0:56:38	11:32
58	374	Dave LEWIS/Steve SOUTHALL	H2	4	Ford Escort	0:57:03		0:57:03	11:57
59	60	Martyn WALBY/Paul WILLETTS	B11	8	Ford Escort Mk2	0:57:43		0:57:43	12:37
60	238	Rob JONES/Ceri HUGHES	1.4C	2	BL Mini	0:57:44		0:57:44	12:38
61	225	Nick CRISTOFARO/Emma MORRISON	RF1.4	2	Volkswagen Lupo	0:57:48		0:57:48	12:42
62	224	Steven BROWN/Paul STRINGER	RF1.0	1	Nissan Micra	0:57:56		0:57:56	12:50
63	223	Mick SMITH/Paul OSMOND	RF1.0	2	Nissan Micra	0:58:01		0:58:01	12:55
64	221	Alistair SUTHERLAND/Gillian COTTON	RF1.0	3	Nissan Micra	0:58:23		0:58:23	13:17
65	303	Eric DAVIES/Russell JOSEPH	H2	5	Austin Mini Clubman	0:58:39		0:58:39	13:33
66	49	Phil JOBSON/Caroline JOBSON	B10	5	Ford Escort Mk2	0:58:51		0:58:51	13:45
67	211	Rob NAVIN/Calvin HOULDSWORTH	RF1.4	3	Nissan Micra	0:58:57		0:58:57	13:51
68	227	Jayne AUDEN/David AUDEN	1.4S	8	MG ZR	0:58:58		0:58:58	13:52
69	306	Adrian KERMODE/Maurice BECKETT	H1	4	Morris Mini Cooper S	0:59:03		0:59:03	13:57
70	367	Ian DRUMMOND/Yvonne COPPIN	H2	6	Ford Escort	0:59:15		0:59:15	14:09
71	250	James WEST/Chris JONES	RF1.4	4	Nissan Micra	0:59:19		0:59:19	14:13
72	42	Jason MORGAN/Gareth PRITCHARD	B13	4	Subaru Impreza	0:56:26	3:00	0:59:26	14:20
73	218	Julian CARDEW/Sarah CARDEW	RF1.4	5	Peugeot 106 XSI	0:59:33		0:59:33	14:27
74	210	Joe EVETT/Matt FOWLE	RF1.4	6	Vauxhall Nova SRI	0:59:35		0:59:35	14:29
75	231	Gary WRIGHT/Glyn THOMAS	1.4L	3	MG ZR	0:59:55		0:59:55	14:49
76	372	David WAPLES/Sheila HARVEY	H3	8	Talbot Sunbeam	1:00:07		1:00:07	15:01
77	69	Mark CAMPBELL/Wyn LLOYD	B11	9	Ford Escort	1:02:44		1:02:44	17:38
78	236	Marlon ROBERTS/Steve DEELEY	1.4L	4	MG ZR	1:02:46		1:02:46	17:40
79	375	Allan CLEWS/Richard JONES	H2	7	SAAB 96 V4	1:02:47		1:02:47	17:41
80	209	Ian SUTTON/Heather WATKINS	1.4S	9	Vauxhall Nova	1:03:12		1:03:12	18:06
81	235	Harry MORGAN/James FORD	RF1.0	4	Nissan Micra	1:03:18		1:03:18	18:12
82	206	Kieran DARRINGTON/Pamela HILTON	1.4S	10	Vauxhall Corsa	1:03:22		1:03:22	18:16
83	71	Aron JONES/Kevin SHEPHERD	B11	10	Talbot Sunbeam	1:03:54		1:03:54	18:48
84	304	Gwilym ROBERTS/Dafydd GWYNEDD	H1	5	Ford Lotus-Cortina	1:04:10		1:04:10	19:04
85	360	Chris NIXON/Brynmor PIERCE	H2	8	Ford Escort Mk1	1:04:13		1:04:13	19:07
86	226	Stuart CARISS/Linda CARISS	1.4L	5	Ford Escort Sport	1:04:57		1:04:57	19:51
87	246	Simon COTTON/Sasha HERIOT	RF1.0	5	Peugeot 205	1:05:58		1:05:58	20:52
88	309	Nick PINKETT/Mark CASEY	H1	6	SAAB 96 2-stroke	1:05:11	1:00	1:06:11	21:05
89	369	John DOVE/Ian DOVE	H2	9	Opel TE2800	1:06:21		1:06:21	21:15
90	244	Laura KENNY/Rhys MORGAN	RF1.0	6	Nissan Micra	1:07:36		1:07:36	22:30
91	249	Gina GRAHAM/Chris SPILSTED	RF1.0	7	Nissan Micra	1:10:02		1:10:02	24:56
92	234	Becky KIRVAN/Robert WALTERS	RF1.4	7	Nissan Micra	1:10:16		1:10:16	25:10
93	242	Des FLETCHER/Matt PHIPPS	RF1.4	8	Volkswagen Lupo Sport	1:10:23		1:10:23	25:17
94	248	Sophie BLACK/Paul WAKELY	1.4L	6	MG ZR	1:10:36		1:10:36	25:30
95	67	Dave V THOMAS/Neil THOMAS	B11	11	Peugeot 205 GTI	1:12:47		1:12:47	27:41
96	247	Martin PENDLEBURY/Carl LUMB	1.4C	3	Ford Escort Mk1	1:14:59		1:14:59	29:53
97	239	Simon ROGERS/Tristan ROGERS	1.4C	4	Peugeot 106 GSXR Rallye	1:17:32		1:17:32	32:26

Cambrian Rally 2010

Saturday 16th October 2010

Final Results by Competition Number



No.	Pos	Entrant/Sponsor Driver/Co-driver	Class	Class Posn.	Vehicle	Stage Times	Penalties	Total Time	Diff. Leader
301	32	Simon WALLIS/Graham WRIDE	H1	1	Ford Lotus-Cortina	0:53:46		0:53:46	8:40
302	38	Neil CALVERT/Captain THOMPSON	H1	2	Ford Lotus-Cortina Mk1	0:54:27		0:54:27	9:21
303	65	Eric DAVIES/Russell JOSEPH	H2	5	Austin Mini Clubman	0:58:39		0:58:39	13:33
304	84	Gwilym ROBERTS/Dafydd GWYNEDD	H1	5	Ford Lotus-Cortina	1:04:10		1:04:10	19:04
305	49	Clive KING/Bob WARD	H1	3	Austin Mini	0:56:00		0:56:00	10:54
306	69	Adrian KERMODE/Maurice BECKETT	H1	4	Morris Mini Cooper S	0:59:03		0:59:03	13:57
307		Jason THOMPSON/Hugh THOMPSON	H2		BL Mini	Rotor arm - SS3			
309	88	Nick PINKETT/Mark CASEY	H1	6	SAAB 96 2-stroke	1:05:11	1:00	1:06:11	21:05
201	9	Swift Group/586 Sport							
		Matthew EDWARDS/Sam COLLIS	1.4S	1	MG ZR	0:49:20		0:49:20	4:14
202		Pro-Tec Performance							
		Justin LAWSON/Karen WATTS	1.4S		Vauxhall Nova	Alternator - Service 1			
203	19	David BENNETT/Alistair McNEIL	1.4S	2	Vauxhall Corsa	0:50:58		0:50:58	5:52
204		Siôn MATTHEWS/Rob HOPEWELL	1.4C		Vauxhall Nova	Accident - SS6			
205	34	Marcel FRELING/Karen ROBINSON	1.4S	3	MG ZR	0:53:59		0:53:59	8:53
206	82	Kieran DARRINGTON/Pamela HILTON	1.4S	10	Vauxhall Corsa	1:03:22		1:03:22	18:16
207		Tony SIMPSON/Stefan ARNDT	1.4L		Volkswagen Polo	Suspension/gearbox - SS4			
208		Martin SHAW/Ian PROUT	1.4S		Ford Escort RS	Stopped - SS3			
209	80	Ian SUTTON/Heather WATKINS	1.4S	9	Vauxhall Nova	1:03:12		1:03:12	18:06
210	74	Joe EVETT/Matt FOWLE	RF1.4	6	Vauxhall Nova SRI	0:59:35		0:59:35	14:29
211	67	Matrix Lan Networks							
		Rob NAVIN/Calvin HOULDSWORTH	RF1.4	3	Nissan Micra	0:58:57		0:58:57	13:51
213	53	Malcolm HAGUE/Dave READ	1.4L	2	Mazda 2	0:56:15		0:56:15	11:09
214	47	Harry PORTLOCK/John JARRETT	1.4L	1	Volkswagen Polo	0:55:49		0:55:49	10:43
215	55	Dominic SCOTT/Jon SCOTT	1.4S	7	Peugeot 106S	0:56:34		0:56:34	11:28
216	40	GHA Coaches							
		Arwyn LLOYD-DAVIES/Aled PENNANT	1.4S	4	Vauxhall Nova	0:54:36		0:54:36	9:30
217	46	Hefin LLOYD-DAVIES/Don JAMES	1.4S	6	Vauxhall Corsa	0:55:43		0:55:43	10:37
218	73	Greetham/Ram Jam Garage							
		Julian CARDEW/Sarah CARDEW	RF1.4	5	Peugeot 106 XSI	0:59:33		0:59:33	14:27
219		Roy GRAVESTOCK/Tim BALL	1.4L		Vauxhall Corsa SRI	Blocked cat - Service 1			
220		Health Care Centre							
		Adam CLEWS/Peter WILLIAMS	1.4S		Ford Puma Kit Car	Transmissions - SS1			
221	64	XS Racing							
		Alistair SUTHERLAND/Gillian COTTON	RF1.0	3	Nissan Micra	0:58:23		0:58:23	13:17
222	52	Jon MADOC-JONES/Tom BISHOP	1.4C	1	Vauxhall Corsa	0:56:13		0:56:13	11:07
223	63	Geoff Jones Motorsport							
		Mick SMITH/Paul OSMOND	RF1.0	2	Nissan Micra	0:58:01		0:58:01	12:55
224	62	Questmead							
		Steven BROWN/Paul STRINGER	RF1.0	1	Nissan Micra	0:57:56		0:57:56	12:50
225	61	Nick CRISTOFARO/Emma MORRISON	RF1.4	2	Volkswagen Lupo	0:57:48		0:57:48	12:42
226	86	Stuart CARISS/Linda CARISS	1.4L	5	Ford Escort Sport	1:04:57		1:04:57	19:51
227	68	Jayne AUDEN/David AUDEN	1.4S	8	MG ZR	0:58:58		0:58:58	13:52
228		clicktravel.com							
		Simon McLEAN/Ian McLEAN	1.4L		Peugeot 106	Mechanical - SS1			
230	50	Chris HELLINGS/Mick FARMER	RF1.4	1	MG ZR	0:56:03		0:56:03	10:57
231	75	Gary WRIGHT/Glyn THOMAS	1.4L	3	MG ZR	0:59:55		0:59:55	14:49
232		clicktravel.com							
		James McLEAN/Thomas BAYLEY	1.4L		Peugeot 106	Engine - SS1			
234	92	rally4real.com							
		Becky KIRVAN/Robert WALTERS	RF1.4	7	Nissan Micra	1:10:16		1:10:16	25:10
235	81	Harry MORGAN/James FORD	RF1.0	4	Nissan Micra	1:03:18		1:03:18	18:12
236	78	Marlon ROBERTS/Steve DEELEY	1.4L	4	MG ZR	1:02:46		1:02:46	17:40

Cambrian Rally 2010

Saturday 16th October 2010

Final Results by Competition Number



No.	Pos	Entrant/Sponsor Driver/Co-driver	Class	Class Posn.	Vehicle	Stage Times	Penalties	Total Time	Diff. Leader
238	60	Colwyn Printing/Buckleys Rob JONES/Ceri HUGHES	1.4C	2	BL Mini	0:57:44		0:57:44	12:38
239	97	TER Consultancy Simon ROGERS/Tristan ROGERS	1.4C	4	Peugeot 106 GSXR Rallye	1:17:32		1:17:32	32:26
241		Len EVANS/Mark THOMAS	RF1.0		Nissan Micra	Fuel Pump MC1			
242	93	rallyschool.co.uk Des FLETCHER/Matt PHIPPS	RF1.4	8	Volkswagen Lupo Sport	1:10:23		1:10:23	25:17
243		Neil DAVIES/Dean GWILLYM	1.4C		Vauxhall Nova	Rolled - SS1			
244	90	raceandrallybitz.com Laura KENNY/Rhys MORGAN	RF1.0	6	Nissan Micra	1:07:36		1:07:36	22:30
245	43	Gareth WEBB/Rich JONES	1.4S	5	Vauxhall Nova	0:54:56		0:54:56	9:50
246	87	View Creative Simon COTTON/Sasha HERIOT	RF1.0	5	Peugeot 205	1:05:58		1:05:58	20:52
247	96	Martin PENDLEBURY/Carl LUMB	1.4C	3	Ford Escort Mk1	1:14:59		1:14:59	29:53
248	94	Sophie BLACK/Paul WAKELY	1.4L	6	MG ZR	1:10:36		1:10:36	25:30
249	91	rallyschool.co.uk Gina GRAHAM/Chris SPILSTED	RF1.0	7	Nissan Micra	1:10:02		1:10:02	24:56
250	71	rallyschool.co.uk James WEST/Chris JONES	RF1.4	4	Nissan Micra	0:59:19		0:59:19	14:13
351	18	Ashmeads Press Brake Tooling Ltd David STOKES/Guy WEAVER	H2	1	Ford Escort RS	0:50:57		0:50:57	5:51
352	33	Connor CORKILL/Rob FAGG	H3	6	Ford Escort	0:53:47		0:53:47	8:41
353	14	Paul GRIFFITHS/Kevin OWENS	H3	2	Ford Escort RS	0:50:11		0:50:11	5:05
354		Phil COLLINS/Bryan THOMAS	H3		Opel Ascona	Stopped - SS6			
355	11	Willowgreen Homes Tim PEARCEY/Jamie EDWARDS	H3	1	Ford Escort	0:49:24		0:49:24	4:18
356	22	Simon TYSOE/Cliff SIMMONS	H3	3	Ford Escort	0:52:02		0:52:02	6:56
358	25	Terry BROWN/Tomos WHITTLE	H3	4	Ford Escort	0:52:16		0:52:16	7:10
359	44	Rix Engineering Ian RIX/Lee CARTER	H2	2	Ford Escort	0:55:09		0:55:09	10:03
360	85	E Nixon & Son Ltd Chris NIXON/Brynmor PIERCE	H2	8	Ford Escort Mk1	1:04:13		1:04:13	19:07
361		John WORTHING/John CADWALLADER	H3		Ford Escort	Stopped - SS6			
362	30	David LLOYD-ROBERTS/Dei JONES	H3	5	Ford Escort	0:53:18		0:53:18	8:12
365		Wil ROWLANDS/Rich BIRCH	H3		Ford Escort Mk2	Gear selection SS1			
366	51	Tim PHELPS/Elwyn MANUEL	H2	3	Ford Escort RS	0:56:08		0:56:08	11:02
367	70	Ian DRUMMOND/Yvonne COPPIN	H2	6	Ford Escort	0:59:15		0:59:15	14:09
369	89	John DOVE/Ian DOVE	H2	9	Opel TE2800	1:06:21		1:06:21	21:15
370		Nick PAINTER/Tom MARROTT	H3		Ford Escort Mk2	Engine - Service 2			
371	42	Arwel LLOYD-JONES/Jane EDGINGTON	H3	7	Ford Escort	0:54:55		0:54:55	9:49
372	76	David WAPLES/Sheila HARVEY	H3	8	Talbot Sunbeam	1:00:07		1:00:07	15:01
374	58	Dave LEWIS/Steve SOUTHALL	H2	4	Ford Escort	0:57:03		0:57:03	11:57
375	79	A&C Windscreens Allan CLEWS/Richard JONES	H2	7	SAAB 96 V4	1:02:47		1:02:47	17:41
1	2	Hugh HUNTER/Andy MARCHBANK	WR1	2	Ford Focus WRC 01	0:46:31		0:46:31	1:25
2	1	Kick Energy Drink Steve PEREZ/Paul SPOONER	WR1	1	Ford Focus WRC	0:45:06		0:45:06	
3		Michael O'BRIEN/Patrick WALSH	WR1		Ford Focus WRC 03	In ditch - SS4			
4	21	Peter STEPHENSON/Jon DUNNING	WR1	5	Ford Focus WRC 06	0:51:54		0:51:54	6:48
5	3	Alec ALLINGHAM/Mark GLENNERSTER	N4	1	Subaru Impreza	0:48:24		0:48:24	3:18
6	10	Peter EGERTON/Alun COOK	WR1	3	Hyundai Accent	0:49:24		0:49:24	4:18
7		AG Motors Gary COOPER/Jon RILEY	B13		Subaru Impreza	OTL			

Cambrian Rally 2010

Saturday 16th October 2010

Final Results by Competition Number



No.	Pos	Entrant/Sponsor Driver/Co-driver	Class	Class Posn.	Vehicle	Stage Times	Penalties	Total Time	Diff. Leader
8		Tom NAUGHTON/Horace SAVILLE	N4		Mitsubishi Lancer Evo IX	Stopped - SS4			
9	4	Patrick NAYLOR/Ian A LAWRENCE	N4	2	Mitsubishi Lancer Evo IX	0:48:50		0:48:50	3:44
10	6	Tristan BAILEY/James HOW	N4	3	Mitsubishi Lancer Evo	0:48:59		0:48:59	3:53
11	12	Paul DAVY/Roger ALLAN	N4	6	Subaru Impreza	0:49:27		0:49:27	4:21
12	13	Vulcan Fastenings/GJM Neville JONES/Ian CAPEWELL	B13	2	Subaru Impreza	0:49:31		0:49:31	4:25
14		JPS/Voodoo Escorts Joe PRICE/Christopher BROOKS	B11		Ford Escort RS Mk2	Retired - Service 2			
15	24	Richard CEEN/John YOUNG	WR1	6	Ford Focus WRC 2000	0:52:10		0:52:10	7:04
16		Rowlands Rallying Ieuan ROWLANDS/Emyr HALL	B12		Ford Escort Mk2	Retired after SS1			
17	7	Bob Francis Crane Hire Luke FRANCIS/John ROBERTS	N4	4	Mitsubishi Lancer Evo VIII	0:49:04		0:49:04	3:58
18	5	BRG Rallying James GRINT/Steve GREENHILL	B13	1	Mitsubishi Lancer Evo IV	0:48:51		0:48:51	3:45
19		Will ONIONS/Dave WILLIAMS	B12		Ford Escort	Clutch - Service 1			
20		Keith PARRY/Joe CRUTTENDEN	B13		Subaru Impreza	Transmission - SS3			
21		Roberts Haulage & Plant Hire John ROBERTS/Mark LEWIS	B12		Ford Escort	Half shaft - SS1			
22	16	Matthew ROBINSON/Darren BROWN	B12	1	Ford Escort	0:50:42		0:50:42	5:36
23	20	Peter ELKINS/Andrew JOLL	B11	1	Ford Escort	0:51:05		0:51:05	5:59
24	54	Tony MACWHIRTER/Steve GREEN	B13	3	Mitsubishi Lancer Evo VII	0:56:23		0:56:23	11:17
25		Historic RS/SJ&S Williams Civil Eng Dylan DAVIES/Dale FURNESS	B11		Ford Escort	Stopped - SS4			
26	17	Julien FOUQUES/Robin HERNAMAN	B10	1	Citroën Saxo T4	0:50:54		0:50:54	5:48
27		Boyd KERSHAW/Bryan HULL	B11		Ford Escort	Broken TCA - SS3			
28	8	Sara WILLIAMS/Andrew SANKEY	N4	5	Subaru Impreza	0:49:18		0:49:18	4:12
29		Mike TOMKINSON/Shawn WHITEHOUSE	B13		Subaru Impreza WRC	Went off - SS3			
30	36	Vince BRISTOW/Tim SAYER	B12	3	BMW 328	0:54:17		0:54:17	9:11
31	29	Jon BALLINGER/Jonny EVANS	B11	4	Opel Manta	0:53:04		0:53:04	7:58
32	15	Geoff Jones Motorsport Gary KENNA/Chris DAVIES	WR1	4	Subaru Impreza S9 WRC	0:50:18		0:50:18	5:12
33	23	Alan McDOWALL/Gavin HESELTINE	B11	2	Opel Kadett	0:52:09		0:52:09	7:03
34		Gareth LLOYD-DAVIES/George GWYNN	B13		Subaru Impreza	Stopped - SS3			
35		Avanti Map Lights/GJM Motorsport Nigel SEABOLD/Tim BARTON	N4		Subaru Impreza N2010	Stopped - SS4			
36	31	Alun ROBERTS/Peter JAMES	B12	2	Ford Escort Mk2	0:53:28		0:53:28	8:22
37		John PRITCHARD/Chris WILLIAMS	N3		Ford Fiesta ST	Retired after SS5			
38	48	Osian PRYCE/Iestyn WILLIAMS	N3	3	Ford Fiesta ST	0:55:57		0:55:57	10:51
39	26	Matt BEEBE/Rich MILLS	N3	1	MG ZR 160	0:52:46		0:52:46	7:40
40		Wyn HUGHES/David DAVIES	B11		Ford Escort 16v	OTL			
41	41	Tony JARDINE/Jake HUMPHREY	N3	2	Ford Fiesta ST150	0:54:51		0:54:51	9:45
42	72	Winner Rally Team Jason MORGAN/Gareth PRITCHARD	B13	4	Subaru Impreza	0:56:26	3:00	0:59:26	14:20
43		Ashley DAVIES/Tudor DAVIES	B12		Ford Escort Mk6	Went off - SS1			
44	27	Nortech Motorsport Glyn JARMAN/Jake CARLIN	N4	7	Subaru Impreza N10	0:52:55		0:52:55	7:49
45		Andrew HOCKRIDGE/Darren GARROD	B10		Citroën C2 Max	Rolled - SS2			
46	57	Alex PARPOTTAS/John CONNOR	B10	4	Suzuki Swift	0:56:38		0:56:38	11:32
47	56	John TAYLOR/Ian JONES	B11	7	Ford Escort	0:56:34		0:56:34	11:28
48	35	Dale OWEN/Adam JEFFS	B10	2	Peugeot 206	0:54:16		0:54:16	9:10
49	66	Phil JOBSON/Caroline JOBSON	B10	5	Ford Escort Mk2	0:58:51		0:58:51	13:45
50	39	Robert WHEELER/Chris WHEELER	B10	3	Volkswagen Golf	0:54:32		0:54:32	9:26

Cambrian Rally 2010

Saturday 16th October 2010
Final Results by Competition Number



No.	Pos	Entrant/Sponsor Driver/Co-driver	Class	Class Posn.	Vehicle	Stage Times	Penalties	Total Time	Diff. Leader
51	37	Roger PLATT/Sherryn ROBERTS	B13	5	Toyota Celica GT4	Retired after SS1		0:54:24	9:18
52		Barry JONES/Chris WILLIAMS	B11		Ford Escort	0:54:24			
54		Paul PRITCHARD/Vern BROWN	B10		Ford Escort	Mechanical			
55		Malcolm MAWDSLEY/Hu KENT	B12		Subaru Impreza 2WD	Gearbox - SS6			
56		Robert BRADLEY/Matthew BRADLEY	B11		Ford Escort	Retired			
57	59	David POYSER/John ORME	N3	8	Honda Civic	Half shaft - SS1		0:57:43	12:37
58		Brecon Car Sales							
		Rob JENKINS/Tony EDWARDS	B11		Peugeot 205 GTI	Stopped - SS3			
59		Paul EDWARDS/Raymond HOTTY	B10		Peugeot 205 GTI	Fuel loss - SS1			
60		Martyn WALBY/Paul WILLETT	B11		Ford Escort Mk2	0:57:43			
61	28	The Frame/Bespoke Framing		3				0:53:02	7:56
		Dewi WILLIAMS/Aled EDWARDS	B11		Peugeot 205	0:53:02			
62		Cottrill Transport/Morris Lubricants							
		Geoff COTTRILL/Nathan CREWE	WR1		MG Metro 6R4	Accident - SS1			
63		Motorsport Tools Ltd							
	95	Carwyn ELLIS/Llion WILLIAMS	B11	6	Ford Escort	0:55:16		0:55:16	10:10
64		Cyril CROOK/Mike WILDING	B12		Vauxhall Astra RS RWD	Oil pressure - SS1			
65		Richard JONES/Carwyn F RICHARDS	B11		Peugeot 205	OTL			
66		John O'GORMAN/Melvyn LEWIS	B12		BMW E30 325i	Blown radiator after SS1			
67		Dave V THOMAS/Neil THOMAS	B11		Peugeot 205 GTI	1:12:47			
68	77	Peter WILLIAMS/Will ROGERS	B10	9	Peugeot 205	Gearbox - SS1		1:02:44	17:38
69		Mark CAMPBELL/Wyn LLOYD	B11		Ford Escort	1:02:44			
70		Canada Garage Motorsport							
		Alistair WATT/Joe ANNISON	B11		Ford Escort	Mechanical - after SS2			
71		Aron JONES/Kevin SHEPHERD	B11		Talbot Sunbeam	1:03:54			
72	83	Trefor ROBERTS/Ste ROBERTS	B11	10	Ford Escort	Stopped - SS3		1:03:54	18:48

Cambrian Rally 2010

Saturday 16th October 2010

Final Stage Times

No.	Driver	Class	SS 1	SS 2	SS 3	SS 4	SS 5	SS 6	Penalties
			Clocaenog Main 1		Penmachno North		Clocaenog East 2		
			Clocaenog East 1		Penmachno South		Clocaenog Main 2		
301	Simon WALLIS	H1	12:59	5:51	10:18	8:37	6:05	9:56	1:00
302	Neil CALVERT	H1	12:52	5:54	10:55	8:50	6:02	9:54	
303	Eric DAVIES	H2	13:36	6:19	12:11	9:34	6:20	10:39	
304	Gwilym ROBERTS	H1	13:41	10:00	12:08	10:33	6:36	11:12	
305	Clive KING	H1	13:19	6:06	10:40	9:20	6:11	10:24	
306	Adrian KERMODE	H1	14:13	6:24	11:21	9:45	6:28	10:52	
307	Jason THOMPSON	H2	14:08	6:28	Rotor arm - SS3				
309	Nick PINKETT	H1	15:20	7:14	12:36	10:51	7:07	12:03	
201	Matthew EDWARDS	1.4S	11:45	5:24	9:19	7:53	5:39	9:20	
202	Justin LAWSON	1.4S	12:30	5:41	Alternator - Service 1				
203	David BENNETT	1.4S	12:04	5:39	9:41	8:07	6:00	9:27	Accident - SS6
204	Siôn MATTHEWS	1.4C	12:20	5:43	10:18	9:04	5:50		
205	Marcel FRELING	1.4S	13:13	5:50	10:28	8:45	5:50	9:53	
206	Kieran DARRINGTON	1.4S	21:42	6:25	10:25	8:50	5:58	10:02	
207	Tony SIMPSON	1.4L	13:28	6:09	10:45	Suspension/gearbox - SS4			
208	Martin SHAW	1.4S	12:49	5:57	Stopped - SS3				
209	Ian SUTTON	1.4S	13:24	6:13	11:51	14:40	6:20	10:44	
210	Joe EVETT	RF1.4	13:46	6:19	13:19	9:15	6:20	10:36	
211	Rob NAVIN	RF1.4	13:40	6:10	13:01	9:10	6:19	10:37	
213	Malcolm HAGUE	1.4L	13:34	6:25	10:38	8:54	6:15	10:29	Blocked cat - Service 1
214	Harry PORTLOCK	1.4L	13:30	6:02	10:39	9:08	6:06	10:24	
215	Dominic SCOTT	1.4S	12:57	5:59	12:00	9:37	5:56	10:05	
216	A LLOYD-DAVIES	1.4S	14:30	5:46	10:02	8:26	6:02	9:50	
217	Hefin LLOYD-DAVIES	1.4S	13:06	6:04	10:34	9:00	6:29	10:30	
218	Julian CARDEW	RF1.4	13:42	6:14	12:47	9:48	6:19	10:43	
219	Roy GRAVESTOCK	1.4L	15:06	6:34	Blocked cat - Service 1				
220	Adam CLEWS	1.4S	Transmissions - SS1						
221	Alistair SUTHERLAND	RF1.0	14:10	6:31	10:59	9:25	6:28	10:50	
222	Jon MADOC-JONES	1.4C	13:32	6:06	10:41	9:10	6:06	10:38	
223	Mick SMITH	RF1.0	13:56	6:27	10:54	9:17	6:32	10:55	Mechanical - SS1
224	Steven BROWN	RF1.0	13:45	6:20	10:52	9:44	6:23	10:52	
225	Nick CRISTOFARO	RF1.4	13:24	6:03	12:30	9:18	6:12	10:21	
226	Stuart CARISS	1.4L	14:11	6:28	16:00	10:13	6:55	11:10	
227	Jayne AUDEN	1.4S	13:52	6:19	11:29	9:55	6:27	10:56	
228	Simon McLEAN	1.4L	Mechanical - SS1						
230	Chris HELLINGS	RF1.4	13:28	6:10	10:40	9:01	6:15	10:29	
231	Gary WRIGHT	1.4L	14:05	6:44	11:30	9:50	6:42	11:04	
232	James McLEAN	1.4L	Engine - SS1						
234	Becky KIRVAN	RF1.4	15:25	7:04	12:28	11:03	7:16	17:00	Fuel Pump MC1
235	Harry MORGAN	RF1.0	14:44	9:00	11:33	9:48	6:40	11:33	
236	Marlon ROBERTS	1.4L	14:32	6:48	12:11	10:23	7:04	11:48	
238	Rob JONES	1.4C	13:32	6:23	11:31	9:37	6:16	10:25	
239	Simon ROGERS	1.4C	16:35	9:02	16:00	11:47	7:08	17:00	
241	Len EVANS	RF1.0	Fuel Pump MC1						
242	Des FLETCHER	RF1.4	16:07	7:32	15:08	11:34	7:24	12:38	
243	Neil DAVIES	1.4C	Rolled - SS1						
244	Laura KENNY	RF1.0	15:56	7:20	13:09	11:14	7:26	12:31	
245	Gareth WEBB	1.4S	12:50	6:05	11:02	9:08	5:49	10:02	Rollover - SS1
246	Simon COTTON	RF1.0	15:59	7:11	12:36	10:43	7:17	12:12	
247	Martin PENDLEBURY	1.4C	18:03	8:04	14:32	12:38	8:09	13:33	
248	Sophie BLACK	1.4L	16:42	7:29	13:17	11:09	10:00	11:59	
249	Gina GRAHAM	RF1.0	17:10	7:39	13:34	11:10	7:31	12:58	
250	James WEST	RF1.4	14:44	6:27	11:24	9:43	6:23	10:38	

Issued at 20:20 on 16 October 2010

10

Results by Tynemouth Computer Services

Cambrian Rally 2010

Saturday 16th October 2010

Final Stage Times

No.	Driver	Class	SS 1	SS 2	SS 3	SS 4	SS 5	SS 6	Penalties
			Clocaenog Main 1		Penmachno North		Clocaenog East 2		
			Clocaenog East 1		Penmachno South		Clocaenog Main 2		
351	David STOKES	H2	11:58	5:30	9:55	8:19	5:41	9:34	Stopped - SS6
352	Connor CORKILL	H3	11:53	5:33	13:23	7:57	5:38	9:23	
353	Paul GRIFFITHS	H3	11:58	5:33	9:33	8:08	5:38	9:21	
354	Phil COLLINS	H3	11:43	5:30	9:20	7:51	5:20		
355	Tim PEARCEY	H3	11:39	5:22	9:30	7:58	5:37	9:18	
356	Simon TYSOE	H3	12:23	5:46	10:02	8:28	5:43	9:40	
358	Terry BROWN	H3	12:23	5:45	10:09	8:31	5:55	9:33	
359	Ian RIX	H2	12:52	5:59	10:50	9:08	6:08	10:12	
360	Chris NIXON	H2	22:00	6:21	10:52	8:48	6:03	10:09	
361	John WORTHING	H3	12:58	5:59	10:27	8:39	6:01		
362	D LLOYD-ROBERTS	H3	12:38	5:54	10:25	8:45	5:46	9:50	Stopped - SS6
365	Wil ROWLANDS	H3	Gear selection SS1						
366	Tim PHELPS	H2	12:56	6:05	10:58	9:24	6:15	10:30	
367	Ian DRUMMOND	H2	13:47	6:14	12:35	9:42	6:27	10:30	
369	John DOVE	H2	14:40	7:02	14:00	10:27	6:59	13:13	
370	Nick PAINTER	H3	13:09	6:15	10:20	8:47	Engine - Service 2		
371	Arwel LLOYD-JONES	H3	12:52	5:50	10:29	9:18	6:07	10:19	
372	David WAPLES	H3	13:20	7:08	13:08	9:16	6:28	10:47	
374	Dave LEWIS	H2	13:13	5:56	12:00	9:20	6:09	10:25	
375	Allan CLEWS	H2	14:50	6:41	12:06	10:22	6:48	12:00	
1	Hugh HUNTER	WR1	10:40	4:50	10:20	7:29	4:50	8:22	OTL
2	Steve PEREZ	WR1	10:38	5:01	8:51	7:22	4:52	8:22	
3	Michael O'BRIEN	WR1	11:07	5:04	9:03	In ditch - SS4			
4	Peter STEPHENSON	WR1	12:08	6:05	10:30	8:09	5:44	9:18	
5	Alec ALLINGHAM	N4	11:28	5:17	9:17	7:58	5:19	9:05	
6	Peter EGERTON	WR1	11:28	5:16	9:53	8:11	5:21	9:15	
7	Gary COOPER	B13	11:24	5:15	16:00	8:20	5:21	8:54	
8	Tom NAUGHTON	N4	11:20	5:11	9:32	Stopped - SS4			
9	Patrick NAYLOR	N4	11:43	5:20	9:26	7:59	5:22	9:00	
10	Tristan BAILEY	N4	11:38	5:30	9:28	7:58	5:23	9:02	
11	Paul DAVY	N4	11:31	5:30	9:23	8:06	5:28	9:29	
12	Neville JONES	B13	11:36	5:17	9:29	8:05	5:37	9:27	
14	Joe PRICE	B11	11:31	5:26	9:59	9:38	Retired - Service 2		
15	Richard CEEN	WR1	12:41	5:36	10:15	8:22	5:38	9:38	
16	Ieuan ROWLANDS	B12	11:42	Retired after SS1					
17	Luke FRANCIS	N4	11:43	5:22	9:30	8:01	5:27	9:01	
18	James GRINT	B13	11:39	5:25	9:24	7:54	5:22	9:07	
19	Will ONIONS	B12	11:48	5:24	Clutch - Service 1				
20	Keith PARRY	B13	12:02	5:29	Transmission - SS3				
21	John ROBERTS	B12	Half shaft - SS1						
22	Matthew ROBINSON	B12	12:14	5:35	9:37	8:17	5:39	9:20	
23	Peter ELKINS	B11	11:52	5:35	9:54	8:38	5:41	9:25	
24	Tony MACWHIRTER	B13	12:15	8:02	10:24	9:37	6:20	9:45	
25	Dylan DAVIES	B11	11:53	5:30	9:26	Stopped - SS4			
26	Julien FOUQUES	B10	12:02	6:03	9:37	8:07	5:40	9:25	
27	Boyd KERSHAW	B11	17:42	5:51	Broken TCA - SS3				
28	Sara WILLIAMS	N4	11:35	5:42	9:28	8:03	5:27	9:03	
29	Mike TOMKINSON	B13	11:46	5:45	Went off - SS3				
30	Vince BRISTOW	B12	12:42	6:02	10:30	8:51	6:08	10:04	
31	Jon BALLINGER	B11	12:25	6:02	10:08	8:38	6:07	9:44	
32	Gary KENNA	WR1	11:44	5:42	9:39	8:21	5:37	9:15	
33	Alan McDOWALL	B11	12:02	5:38	10:48	8:18	5:56	9:27	
34	G LLOYD-DAVIES	B13	12:15	5:48	Stopped - SS3				

Issued at 20:20 on 16 October 2010

11

Results by Tynemouth Computer Services

Cambrian Rally 2010

Saturday 16th October 2010

Final Stage Times

No.	Driver	Class	SS 1	SS 2	SS 3	SS 4	SS 5	SS 6	Penalties
			Clocaenog Main 1	Penmachno North	Clocaenog East 2				
			Clocaenog East 1	Penmachno South	Clocaenog Main 2				
35	Nigel SEABOLD	N4	12:20	5:32	9:43	Stopped - SS4			
36	Alun ROBERTS	B12	14:12	5:41	9:50	8:34	5:47	9:24	
37	John PRITCHARD	N3	12:45	5:59	10:21	8:43	6:09	Retired after SS5	
38	Osian PRYCE	N3	12:30	5:59	10:14	8:39	6:01	12:34	
39	Matt BEEBE	N3	12:02	5:44	10:09	8:46	6:05	10:00	
40	Wyn HUGHES	B11	21:25	6:10	10:27	8:51	6:15	10:22	OTL
41	Tony JARDINE	N3	13:03	5:54	11:02	8:29	6:28	9:55	
42	Jason MORGAN	B13	13:11	6:12	10:56	9:35	6:16	10:16	3:00
43	Ashley DAVIES	B12	Went off - SS1						
44	Glyn JARMAN	N4	12:26	5:53	10:22	8:43	5:52	9:39	
45	Andrew HOCKRIDGE	B10	12:19	Rolled - SS2					
46	Alex PARPOTTAS	B10	13:35	6:13	11:02	9:13	6:10	10:25	
47	John TAYLOR	B11	13:22	6:08	10:51	9:20	6:18	10:35	
48	Dale OWEN	B10	13:03	6:09	10:16	8:53	6:03	9:52	
49	Phil JOBSON	B10	13:36	6:18	11:19	9:49	6:52	10:57	
50	Robert WHEELER	B10	12:57	5:57	10:32	8:38	6:11	10:17	
51	Roger PLATT	B13	14:29	Retired after SS1					
52	Barry JONES	B11	12:58	6:02	10:26	8:49	6:04	10:05	
54	Paul PRITCHARD	B10	13:53	6:15	11:04	9:57	Mechanical		
55	Malcolm MAWDSLEY	B12	13:06	5:59	10:36	8:50	6:34	Gearbox - SS6	
56	Robert BRADLEY	B11	13:15	6:10	10:54	9:28	Retired		
57	David POYSER	N3	Half shaft - SS1						
58	Rob JENKINS	B11	15:08	6:35	Stopped - SS3				
59	Paul EDWARDS	B10	Fuel loss - SS1						
60	Martyn WALBY	B11	13:26	6:08	10:55	9:35	6:42	10:57	
61	Dewi WILLIAMS	B11	12:45	5:49	10:06	8:38	5:55	9:49	
62	Geoff COTTRILL	WR1	Accident - SS1						
63	Carwyn ELLIS	B11	13:07	5:58	10:28	9:09	6:19	10:15	
64	Cyril CROOK	B12	Oil pressure - SS1						
65	Richard JONES	B11	14:07	6:23	11:24	9:32	6:25	10:50	OTL
66	John O'GORMAN	B12	13:52	Blown radiator after SS1					
67	Dave V THOMAS	B11	16:23	7:22	13:24	14:47	7:44	13:07	
68	Peter WILLIAMS	B10	Gearbox - SS1						
69	Mark CAMPBELL	B11	13:57	10:00	11:38	9:31	6:40	10:58	
70	Alistair WATT	B11	22:00	10:00	Mechanical - after SS2				
71	Aron JONES	B11	22:00	6:03	10:11	8:40	6:24	10:36	
72	Trefor ROBERTS	B11	13:21	6:14	Stopped - SS3				

Cambrian Rally 2010

Saturday 16th October 2010

Final Retirements and Exclusions

Listed by Competition Number

46 Retirements and Exclusions




No.	Driver/Co-driver	Class	Vehicle	Stage	Reason
307	Jason THOMPSON/Hugh THOMPSON	H2	BL Mini	3	Rotor arm - SS3
202	Justin LAWSON/Karen WATTS	1.4S	Vauxhall Nova	3	Alternator - Service 1
204	Siôn MATTHEWS/Rob HOPEWELL	1.4C	Vauxhall Nova	6	Accident - SS6
207	Tony SIMPSON/Stefan ARNDT	1.4L	Volkswagen Polo	4	Suspension/gearbox - SS4
208	Martin SHAW/Ian PROUT	1.4S	Ford Escort RS	3	Stopped - SS3
219	Roy GRAVESTOCK/Tim BALL	1.4L	Vauxhall Corsa SRI	3	Blocked cat - Service 1
220	Adam CLEWS/Peter WILLIAMS	1.4S	Ford Puma Kit Car	1	Transmissions - SS1
228	Simon McLEAN/Ian McLEAN	1.4L	Peugeot 106	1	Mechanical - SS1
232	James McLEAN/Thomas BAYLEY	1.4L	Peugeot 106	1	Engine - SS1
241	Len EVANS/Mark THOMAS	RF1.0	Nissan Micra	1	Fuel Pump MC1
243	Neil DAVIES/Dean GWILLYM	1.4C	Vauxhall Nova	1	Rolled - SS1
354	Phil COLLINS/Bryan THOMAS	H3	Opel Ascona	6	Stopped - SS6
361	John WORTHING/John CADWALLADER	H3	Ford Escort	6	Stopped - SS6
365	Wil ROWLANDS/Rich BIRCH	H3	Ford Escort Mk2	1	Gear selection SS1
370	Nick PAINTER/Tom MARROTT	H3	Ford Escort Mk2	5	Engine - Service 2
3	Michael O'BRIEN/Patrick WALSH	WR1	Ford Focus WRC 03	4	In ditch - SS4
7	Gary COOPER/Jon RILEY	B13	Subaru Impreza		OTL
8	Tom NAUGHTON/Horace SAVILLE	N4	Mitsubishi Lancer Evo IX	4	Stopped - SS4
14	Joe PRICE/Christopher BROOKS	B11	Ford Escort RS Mk2	5	Retired - Service 2
16	Ieuan ROWLANDS/Emyr HALL	B12	Ford Escort Mk2	2	Retired after SS1
19	Will ONIONS/Dave WILLIAMS	B12	Ford Escort	3	Clutch - Service 1
20	Keith PARRY/Joe CRUTTENDEN	B13	Subaru Impreza	3	Transmission - SS3
21	John ROBERTS/Mark LEWIS	B12	Ford Escort	1	Half shaft - SS1
25	Dylan DAVIES/Dale FURNISS	B11	Ford Escort	4	Stopped - SS4
27	Boyd KERSHAW/Bryan HULL	B11	Ford Escort	3	Broken TCA - SS3
29	Mike TOMKINSON/Shawn WHITEHOUSE	B13	Subaru Impreza WRC	3	Went off - SS3
34	Gareth LLOYD-DAVIES/George GWYNN	B13	Subaru Impreza	3	Stopped - SS3
35	Nigel SEABOLD/Tim BARTON	N4	Subaru Impreza N2010	4	Stopped - SS4
37	John PRITCHARD/Chris WILLIAMS	N3	Ford Fiesta ST	6	Retired after SS5
40	Wyn HUGHES/David DAVIES	B11	Ford Escort 16v		OTL
43	Ashley DAVIES/Tudor DAVIES	B12	Ford Escort Mk6	1	Went off - SS1
45	Andrew HOCKRIDGE/Darren GARROD	B10	Citroën C2 Max	2	Rolled - SS2
51	Roger PLATT/Sherryn ROBERTS	B13	Toyota Celica GT4	2	Retired after SS1
54	Paul PRITCHARD/Vern BROWN	B10	Ford Escort	5	Mechanical
55	Malcolm MAWDSLEY/Hu KENT	B12	Subaru Impreza 2WD	6	Gearbox - SS6
56	Robert BRADLEY/Matthew BRADLEY	B11	Ford Escort	5	Retired
57	David POYSER/John ORME	N3	Honda Civic	1	Half shaft - SS1
58	Rob JENKINS/Tony EDWARDS	B11	Peugeot 205 GTI	3	Stopped - SS3
59	Paul EDWARDS/Raymond HOTTY	B10	Peugeot 205 GTI	1	Fuel loss - SS1
62	Geoff COTTRILL/Nathan CREWE	WR1	MG Metro 6R4	1	Accident - SS1
64	Cyril CROOK/Mike WILDING	B12	Vauxhall Astra RS RWD	1	Oil pressure - SS1
65	Richard JONES/Carwyn F RICHARDS	B11	Peugeot 205		OTL
66	John O'GORMAN/Melvyn LEWIS	B12	BMW E30 325i	2	Blown radiator after SS1
68	Peter WILLIAMS/Will ROGERS	B10	Peugeot 205	1	Gearbox - SS1
70	Alistair WATT/Joe ANNISON	B11	Ford Escort	3	Mechanical - after SS2
72	Trefor ROBERTS/Ste ROBERTS	B11	Ford Escort	3	Stopped - SS3

Cambrian Rally 2010

Saturday 16th October 2010

Final Ten Best Times on Each Stage



SS 1 Clocaenog Main 1 Fastest speed 63.04 mph Length 11.17miles			SS 2 Clocaenog East 1 Fastest speed 60.47 mph Length 4.87miles			SS 3 Penmachno North Fastest speed 52.41 mph Length 7.73miles			SS 4 Penmachno South Fastest speed 59.11 mph Length 7.26miles			SS 5 Clocaenog East 2 Fastest speed 60.47 mph Length 4.87miles		
No.	Driver	Time	No.	Driver	Time	No.	Driver	Time	No.	Driver	Time	No.	Driver	Time
2	Perez	10:38	1	Hunter	4:50	2	Perez	8:51	2	Perez	7:22	1	Hunter	4:50
1	Hunter	10:40	2	Perez	5:01	3	O'Brien	9:03	1	Hunter	7:29	2	Perez	4:52
3	O'Brien	11:07	3	O'Brien	5:04	5	Allingham	9:17	354	Collins	7:51	5	Allingham	5:19
8	Naughton	11:20	8	Naughton	5:11	201	Edwards	9:19	201	Edwards	7:53	354	Collins	5:20
7	Cooper	11:24	7	Cooper	5:15	354	Collins	9:20	18	Grint	7:54	6	Egerton	5:21
5	Allingham	11:28	6	Egerton	5:16	11	Davy	9:23	352	Corkill	7:57	7	Cooper	5:21
6	Egerton	11:28	5	Allingham	5:17	18	Grint	9:24	355	Pearcey	7:58	9	Naylor	5:22
11	Davy	11:31	12	Jones	5:17	9	Naylor	9:26	5	Allingham	7:58	18	Grint	5:22
14	Price	11:31	9	Naylor	5:20	25	Davies	9:26	10	Bailey	7:58	10	Bailey	5:23
28	Williams	11:35	355	Pearcey	5:22	10	Bailey	9:28	9	Naylor	7:59	17	Francis	5:27
SS 6 Clocaenog Main 2 Fastest speed 60.83 mph Length 8.48miles														
No.	Driver	Time												
1	Hunter	8:22												
2	Perez	8:22												
7	Cooper	8:54												
9	Naylor	9:00												
17	Francis	9:01												
10	Bailey	9:02												
28	Williams	9:03												
5	Allingham	9:05												
18	Grint	9:07												
6	Egerton	9:15												



Cambrian Rally 2010

Saturday 16th October 2010

Final Leading Positions after Each Stage



SS 1 Clocaenog Main 1 Gravel Length 11.17miles			SS 2 Clocaenog East 1 Gravel Length 4.87miles			SS 3 Penmachno North Gravel Length 7.73miles			SS 4 Penmachno South Gravel Length 7.26miles			SS 5 Clocaenog East 2 Gravel Length 4.87miles		
No.	Driver	Total	No.	Driver	Total	No.	Driver	Total	No.	Driver	Total	No.	Driver	Total
2	Perez	0:10:38	1	Hunter	0:15:30	2	Perez	0:24:30	2	Perez	0:31:52	2	Perez	0:36:44
1	Hunter	0:10:40	2	Perez	0:15:39	3	O'Brien	0:25:14	1	Hunter	0:33:19	1	Hunter	0:38:09
3	O'Brien	0:11:07	3	O'Brien	0:16:11	1	Hunter	0:25:50	5	Allingham	0:34:00	5	Allingham	0:39:19
8	Naughton	0:11:20	8	Naughton	0:16:31	5	Allingham	0:26:02	201	Edwards	0:34:21	18	Grint	0:39:44
7	Cooper	0:11:24	7	Cooper	0:16:39	8	Naughton	0:26:03	18	Grint	0:34:22	354	Collins	0:39:44
5=	Allingham	0:11:28	6	Egerton	0:16:44	12	Jones	0:26:22	354	Collins	0:34:24	9	Naylor	0:39:50
6=	Egerton	0:11:28	5	Allingham	0:16:45	11	Davy	0:26:24	12	Jones	0:34:27	10	Bailey	0:39:57
11=	Davy	0:11:31	12	Jones	0:16:53	18	Grint	0:26:28	9	Naylor	0:34:28	11	Davy	0:39:58
14=	Price	0:11:31	14	Price	0:16:57	201	Edwards	0:26:28	355	Pearcey	0:34:29	201	Edwards	0:40:00
28	Williams	0:11:35	11	Davy	0:17:01	9	Naylor	0:26:29	11	Davy	0:34:30	17	Francis	0:40:03
SS 6 Clocaenog Main 2 Gravel Length 8.48miles														
No.	Driver	Total												
2	Perez	0:45:06												
1	Hunter	0:46:31												
5	Allingham	0:48:24												
9	Naylor	0:48:50												
18	Grint	0:48:51												
10	Bailey	0:48:59												
17	Francis	0:49:04												
28	Williams	0:49:18												
201	Edwards	0:49:20												
6	Egerton	0:49:24												



Cambrian Rally 2010

Saturday 16th October 2010

Final Stage Positions



Total number of fastest times, second fastest times etc.

No.	Driver	1	2	3	4	5	6	7	8	9	10	11	12	13	14	15
2	Steve PEREZ	4	2	-	-	-	-	-	-	-	-	-	-	-	-	-
1	Hugh HUNTER	3	2	-	-	-	-	-	-	-	-	-	-	-	-	-
3	Michael O'BRIEN	-	1	2	-	-	-	-	-	-	-	-	-	-	-	-
5	Alec ALLINGHAM	-	-	2	-	-	1	2	1	-	-	-	-	-	-	-
354	Phil COLLINS	-	-	1	1	1	-	-	-	-	-	-	-	-	-	-
7	Gary COOPER	-	-	1	-	3	-	-	-	-	-	-	-	-	-	-
201	Matthew EDWARDS	-	-	-	2	-	-	-	-	-	-	-	1	-	1	-
8	Tom NAUGHTON	-	-	-	2	-	-	-	-	-	-	-	-	-	-	1
9	Patrick NAYLOR	-	-	-	1	-	-	1	1	1	1	-	-	-	-	-
6	Peter EGERTON	-	-	-	-	1	2	-	-	-	1	-	-	-	-	-
18	James GRINT	-	-	-	-	1	-	2	-	1	-	-	-	1	1	-
17	Luke FRANCIS	-	-	-	-	1	-	-	-	-	2	1	-	1	-	-
10	Tristan BAILEY	-	-	-	-	-	1	1	-	1	1	-	1	-	-	-
11	Paul DAVY	-	-	-	-	-	1	-	1	-	-	-	1	-	1	-
352	Connor CORKILL	-	-	-	-	-	1	-	-	-	-	-	-	-	-	-
28	Sara WILLIAMS	-	-	-	-	-	-	1	-	-	3	-	1	-	-	-
355	Tim PEARCEY	-	-	-	-	-	-	1	-	-	1	-	1	3	-	-
12	Neville JONES	-	-	-	-	-	-	1	-	-	-	1	1	2	-	-
14	Joe PRICE	-	-	-	-	-	-	-	1	-	-	-	-	-	-	1
25	Dylan DAVIES	-	-	-	-	-	-	-	1	-	-	-	-	-	-	-
32	Gary KENNA	-	-	-	-	-	-	-	-	-	1	-	-	1	-	-
19	Will ONIONS	-	-	-	-	-	-	-	-	-	-	-	1	-	-	-
4	Peter STEPHENSON	-	-	-	-	-	-	-	-	-	-	-	1	-	-	-
22	Matthew ROBINSON	-	-	-	-	-	-	-	-	-	-	-	-	-	1	-
16	Ieuan ROWLANDS	-	-	-	-	-	-	-	-	-	-	-	-	-	-	1
26	Julien FOUQUES	-	-	-	-	-	-	-	-	-	-	-	-	-	-	1
203	David BENNETT	-	-	-	-	-	-	-	-	-	-	-	-	-	-	1

Note: where more than one competitor has the same stage time, they are all credited with the same stage position.

Cambrian Rally 2010

Saturday 16th October 2010

Final Time Chart



Competitors in order of time taken on each stage

Posn	Stage					
	1	2	3	4	5	6
1	2	1	2	2	1	1=
2	1	2	3	1	2	2=
3	3	3	5	354	5	7
4	8	8	201	201	354	9
5	7	7	354	18	6=	17
6	5=	6	11	352	7=	10
7	6=	5=	18	355=	9=	28
8	11=	12=	9=	5=	18=	5
9	14=	9	25=	10=	10	18
10	28	355=	10=	9	17=	6=
11	12	17=	28=	17	28=	32=
12	10	201=	12	28	11	355=
13	355=	19=	355=	12	355=	4=
14	18=	18	17=	11	12=	201=
15	16	14	8	203=	32=	22=
16	354=	20	353	26=	352=	353
17	9=	351=	22=	353	353=	352
18	17=	354=	26=	4	15=	36
19	32	10=	32	6	201=	23=
20	201	11=	203	22	22=	26=
21	29	25=	35	33	26	203=
22	19	35	36	351	351=	12=
23	23	352=	6	7	23=	33=
24	352=	353=	23	32	356	11
25	25=	22=	351	15	4	358
26	351=	23=	14	216	362	351
27	353=	15	216=	356	36	15
28	20=	33	356=	41	245	44
29	26=	203	61	358	204=	356
30	33=	202=	31	36	205=	31
31	39=	36=	358=	301	44	24
32	203	28=	39=	23=	358=	61
33	4	32=	71	31=	61=	216=
34	22	204	38	50=	215=	362=
35	24=	39	15	61=	33=	48
36	34=	358=	48	361=	206	205
37	45	29=	301=	38=	203	302
38	204=	216=	204=	71	361=	41
39	35=	356=	370=	37=	38=	301
40	356=	34	1=	44=	302=	39
41	358=	61	37	205=	216=	206=
42	31	205=	44	362=	360=	245=
43	44	371=	24	39	48=	30
44	202=	301=	206=	370	52	215=
45	38=	27=	362=	360	301=	52=
46	362	44	52	52	39=	360
47	15	302=	361=	302=	214=	359
48	30	362=	40=	206=	222=	63
49	37=	41=	205=	55=	371=	42
50	61=	374	63=	30=	31=	50
51	208	208=	371	40=	359=	371
52	245	50=	4=	48	30=	225
53	302=	63	30=	213	374=	40
54	359=	215=	50	217	37=	305=
55	371=	359=	217	230	46	214=
56	366	361=	55	204	305=	238=
57	215=	37=	213	214=	50=	374=
58	50=	38=	214	245=	225	46=


Posn	Stage					
	1	2	3	4	5	6
59	361=	55=	305=	359=	213=	213=
60	52=	214=	230=	63	230=	230=
61	301	30=	222	211=	366=	217=
62	41=	31=	207	222=	40=	366=
63	48=	52=	33	46	238=	367=
64	217=	225=	359	210	42=	47
65	55=	26=	47	372	47	210=
66	63	71=	224=	223	211=	71=
67	370	217	360=	225=	218=	211
68	42	245=	223=	371=	63=	222=
69	205=	366=	56=	305=	303=	250=
70	374=	4=	302=	374=	209=	303
71	56	305=	60=	47=	210=	218
72	305	222=	42	366	24=	209
73	372	47=	366	221	224=	372
74	72	60=	221	56	250=	221=
75	47	207=	245=	69	71	65=
76	209=	48=	41=	65	65	306=
77	225=	211=	46=	303	227=	224=
78	60	230=	54	42=	367=	223
79	207=	40=	49	60=	306=	227
80	230=	56=	306	215=	221=	49=
81	214	42	250=	238=	372=	60=
82	222=	209=	65=	24=	41=	69
83	238=	46=	227	14	217	231
84	213	218=	231	367	223	226
85	46	367=	238	250	55	304
86	303=	72=	235	224	304	235
87	49=	370=	69	306	235=	236
88	211	54=	209	218=	69=	248
89	304	49	215=	235=	231=	375
90	218	303=	374=	49	60=	309
91	224	210=	375	231	375	246
92	210	227=	304	227	49	244
93	367	224	303=	54	226	38
94	227=	360	236=	226	369	242
95	66=	238=	234	375	236	249
96	54	65=	225	236	309	67
97	223	306	367	369	239	369
98	69	206=	309=	304	234	247
99	231	213=	246=	246	246	234=
100	65	223=	218	309	242	239=
101	307	250=	211	234	244	
102	221	307=	372	248	249	
103	226	226=	244	249	67	
104	36	221	248	244	247	
105	306	219	210	242	248	
106	51	58	352	239		
107	216	375	67	247		
108	236	231	249	209		
109	369	236	369	67		
110	235=	369	247			
111	250=	234	242			
112	375	372	226=			
113	219	246	239=			
114	58	309	7=			
115	309	244				
116	234	67				

Posn	Stage					
	1	2	3	4	5	6
117	244	248				
118	246	242				
119	242	249				
120	67	24				
121	239	247				
122	248	235				
123	249	239				
124	27	304=				
125	247	69=				
126	40	70=				
127	206					
128	360=					
129	70=					
130	71=					

Issued at 20:20 on 16 October 2010

18

Results by Tynemouth Computer Services



Cambrian Rally 2010

Saturday 16th October 2010

Final Stage Chart

Cumulative positions after each stage (including all additional penalties)

Posn	Stage					
	1	2	3	4	5	6
1	2	1	2	2	2	2
2	1	2	3	1	1	1
3	3	3	1	5	5	5
4	8	8	5	201	18	9
5	7	7	8	18	354	18
6	5=	6	12	354	9	10
7	6=	5	11	12	10	17
8	11=	12	18	9	11	28
9	14=	14	201	355	201	201
10	28	11	9	11	17	6
11	12	355	355	10	12	355
12	10	9	354	17	355	11
13	355=	18	17	6	6	12
14	18=	17	10	28	28	353
15	16	10	6	353	353	32
16	354=	201	28	32	32	22
17	9=	19	25	203	22	26
18	17=	354	14	351	351	351
19	32	28	353	22	26	203
20	201	25	32	26	203	23
21	29	32	23	23	23	4
22	19	352	351	14	356	356
23	23	23	203	356	15	33
24	352=	351	22	39	4	15
25	25=	29	35	33	33	358
26	351=	353	26	358	358	39
27	353=	20	39	4	39	44
28	20=	33	356	15	61	61
29	26=	203	358	31	204	31
30	33=	39	204	61	44	362
31	39=	22	33	38	31	36
32	203	35	15	44	38	301
33	4	34	31	204	362	352
34	22	204	61	362	301	205
35	24=	26	44	301	37	48
36	34=	358	4	37	361	30
37	45	356	38	361	36	52
38	204=	202	362	50	205	302
39	35=	4	37	30	30	50
40	356=	15	301	52	50	216
41	358=	44	371	205	52	41
42	31	31	30	36	352	371
43	44	38	361	48	48	245
44	202=	362	50	41	302	359
45	38=	61	52	371	371	63
46	362	371	48	302	216	217
47	15	30	205	55	245	214
48	30	37	63	370	41	38
49	37=	208	302	63	359	305
50	61=	302	359	217	63	230
51	208	301	55	216	55	366
52	245	359	36	352	217	222
53	302=	50	217	359	214	213
54	359=	245	370	245	230	24
55	371=	215	245	230	222	215
56	366	361	366	214	305	47
57	215=	41	41	366	366	46
58	50=	52	305	305	213	374
59	361=	366	214	222	47	60
60	52=	205	230	213	46	238
61	301	55	216	47	215	225

Posn	Stage					
	1	2	3	4	5	6
62	41=	63	56	56	24	224
63	48=	374	222	46	374	223
64	217=	217	47	60	60	221
65	55=	48	207	24	224	303
66	63	370	60	374	223	49
67	370	56	213	215	238	211
68	42	305	24	223	225	227
69	205=	225	352	224	221	306
70	374=	47	46	49	49	367
71	56	214	215	238	303	250
72	305	60	224	221	227	42
73	372	72	374	54	306	218
74	72	209	54	225	211	210
75	47	207	49	227	250	231
76	209=	230	223	303	367	372
77	225=	222	238	306	218	69
78	60	46	209	211	231	236
79	207=	211	227	231	210	375
80	230=	36	221	367	42	209
81	214	49	65	250	372	235
82	222=	238	225	218	375	206
83	238=	303	306	210	236	71
84	213	218	303	372	235	304
85	46	213	231	42	69	360
86	303=	367	250	236	209	226
87	49=	224	367	375	304	246
88	211	210	7	235	369	309
89	304	54	218	69	234	369
90	218	227	211	234	71	244
91	224	216	42	209	206	249
92	210	24	210	369	246	234
93	367	223	236	304	226	242
94	227=	372	372	246	360	248
95	66=	65	375	226	309	67
96	54	307	234	71	244	247
97	223	306	235	309	249	239
98	69	226	69	206	242	
99	231	221	369	244	248	
100	65	231	246	360	67	
101	307	250	304	248	239	
102	221	236	309	249	247	
103	226	375	244	242		
104	36	219	226	67		
105	306	369	67	247		
106	51	58	248	239		
107	216	42	71			
108	236	234	249			
109	369	246	206			
110	235=	244	242			
111	250=	27	360			
112	375	309	247			
113	219	242	239			
114	58	304				
115	309	235				
116	234	67				
117	244	69				
118	246	248				
119	242	249				
120	67	239				
121	239	247				
122	248	71				

Posn	Stage					
	1	2	3	4	5	6
123	249	206				
124	27	360				
125	247	70				
126	40					
127	206					
128	360=					
129	70=					
130	71=					

Issued at 20:20 on 16 October 2010

19

Results by Tynemouth Computer Services